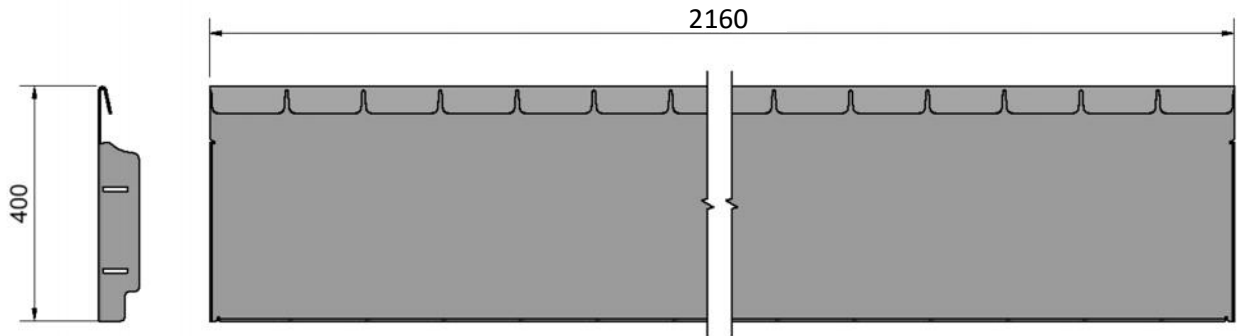


## 240 mm Straightcurve Flexline

### PRODUCT TECHNICAL DATA SHEET



#### APPLICATION

240mm Straightcurve Flexline is used to make raised feature beds that are either straight or curved. It can be shaped in situ and does not need pre-shaping. Lengths can be joined using a hammer.

#### FEATURES

- Folded lip; no sharp edges
- Notched top lip for increased flexibility and consistent flexible behaviour
- Heavy duty bracing system (optional)
- Weathering Steel (AKA Corten)
- Pre drilled holes
- No visible screws on front face
- Foot with holes for easy securing on hard substrates (concrete)

#### TECHNICAL SPECIFICATIONS

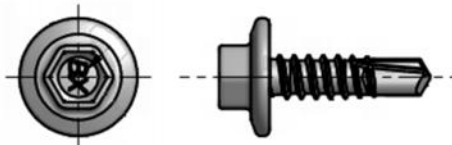
Material:	Weathering steel alloy Q345GNHL
Finish:	Black (rusts over time)
Height:	240 mm
Length:	2160 mm
Thickness:	2 mm
Weight:	11.8 kg

#### REQUIRED TOOLS

- Rubber mallet
- Angle grinder
- Cordless drill
- 5/16 Hex Drive

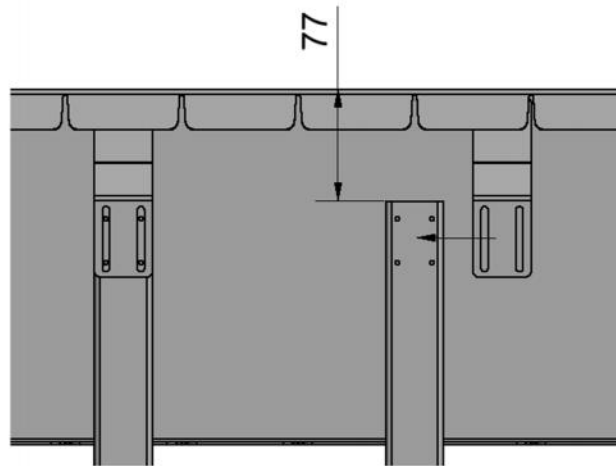
#### REQUIRED FASTENERS

Join lengths with Teks® screws 10G - 16 mm



## INSTALLATION INSTRUCTIONS

- Mark the desired line on the ground with marker paint
- Join lengths with Teks® screws in situ, use a stake to keep edge temporary upright
- Hammer the stake (without plate attached) into the ground adjacent to the edge 75-85 mm past the top edge.
- Slot the stake top plate underneath the lip and slide across the post, fix with Teks® Screws (2 screws minimum)



## RIGHT ANGLE CORNER

To make a right angle corner widen the notch at the top (or create a new cut) to allow the edge to bend in on itself. Create a score line across the full height of the edge. Bend the edge by hand to form the right angle. For a perfect result use a rubber mallet to optimise the corner.

**Important note: Don't forget to insert the joint bracket at the top on each joint. The bracket is NOT secured but is required to maintain equal rigidity across the joint. You cannot make a sweeping curve without it.**

## REQUIRED ACCESSORIES

- Straightcurve 450mm stake & securing tab
  - \* 2 per length for sweeping curves
  - \* 3 per length for straight lines
  - \* no stakes required for closed circles
- Joint bracket & Joining system



- Twisted nails

